

WATERING SYSTEMS AQUAPRO






WHY USE AQUAPRO

Battery maintenance is often neglected, especially when it comes to topping up. Although this step may seem tedious, it is crucial to guarantee optimum performance and prolong battery life. Thanks to Aquapro's automatic filling system, combined with an indicator light signalling the ideal time to fill up, this task becomes simple, quick and trouble-free.

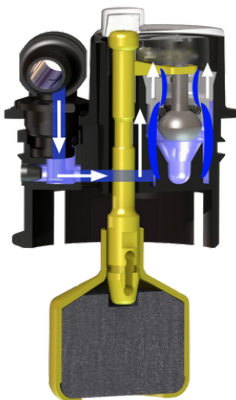
BENEFITS

-  Economical
-  Time saving
-  Safe
Clean

DIFFERENCES

-  Contact point cleaning system
-  Operates on pressure
-  Wide range of connections

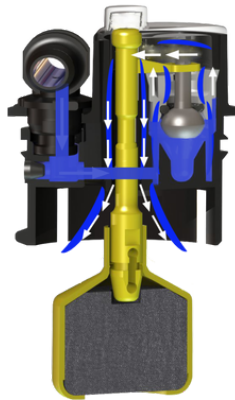
1



Water entry

Water enters the Tee-piece manifold through the inlet, and then flows around the valve on both sides, resulting in a laminar flow.

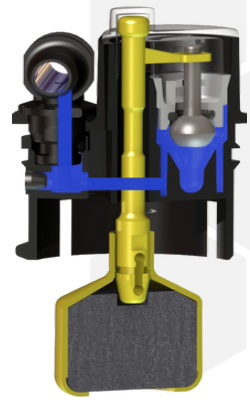
2



Filling

The water is redirected sideways, then flows through the float rod, effectively cleaning the contact points in the housing.

3



Automatic closing

When the flow becomes turbulent, the float closes the valve under water pressure. The water blocks the gases, preventing their return to the water circuit.